

Trans-Matic
Raw Material Packaging Specification Details

Applies To Presses:

150PD
Only K&V

Supplier Documentation:

1. Each coil shipped must be identified with supplier name, master coil number, and purchase order number.
2. Material certification papers required with each shipment.

Trans-Matic Labeling Requirements:

1. Use standard AIAG format or similar.
2. T-M Part Number—plus bar code (P)
3. PO Number—Plus bar code (K)
4. Heat Number—plus bar code (1T)
5. Actual / Net weight—plus bar code (2Q)
6. Supplier Name
7. Date

Trans-Matic Skid Dimensions and Requirements:

Purpose: the purpose of this section is to ensure that skids and coils operate safely and effectively on the “de-coilers”, and material handling equipment.

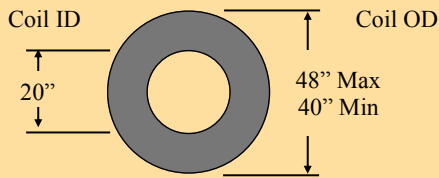
1. No cardboard cores.
2. No paper, cardboard or other filler material between coil wraps.
3. 20” Coil ID, 48” Max Coil OD. 40” Min OD.
4. Coil must be as close as possible to coil OD without over max weight,
5. Max skid height is 20”. Height of skid to coil OD ratio ≤ 0.75 (Hs:OD ≤ 0.75).
6. No more than one coil on a skid.
7. 5000 LB Max Skid.
8. Coil must be centered on the skid.
9. At least one band attached within 1-inch of coil end (no belly band).
10. Skid construction solid, fastened together securely, no nails/screws protruding.
11. Skids symmetrical and uniform in width, length, and diagonal.
12. Skids not to exceed 68” in width, length, or diagonal.
13. Outside boards must extend beyond the coil OD at least 2” each corner, supporting the coil on 4 corners.
14. Skid diagonal must be greater than the coil OD by at least 4”.
15. Two stringers parallel and 18” to 24” apart, outside dimension.
16. 2 board maximum on skid.
17. Boards equally spaced on the skid.
18. Stock reel payoff specified as counter-clockwise (CCW)

Raw Material Packaging Specification Illustrations

Applies to Presses:

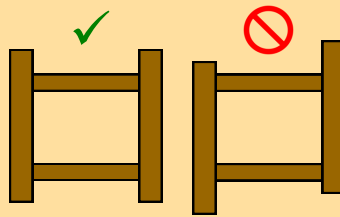
150PD
(Only K&V)

Coil Dimensions



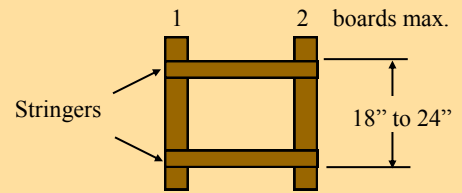
Coil ID, 20"
Coil OD, 48" maximum.

Skid Uniformity



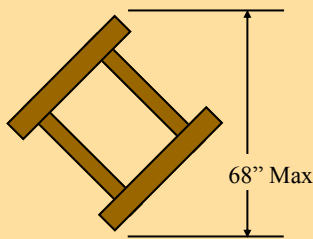
Skids symmetrical and uniform in width, length, and diagonal.

Skid Construction



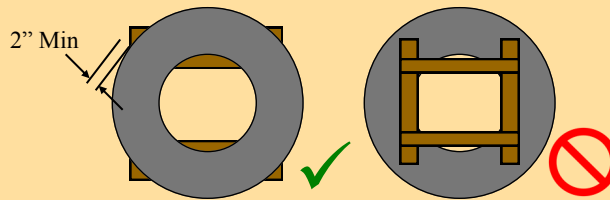
2 boards maximum, evenly spaced. No boards in the center. 2 stringers parallel and 18" to 24" apart, outside dimension. Skid construction solid, no nails protruding.

Skid Dimension




Skids not to exceed 68" in width, length, or diagonal.

Coil Support



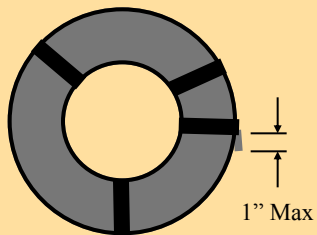
Outside boards extend beyond coil OD at least 2" each corner, supporting the coil on 4 corners. Skid diagonal greater than coil OD by at least 4".

Coil Support



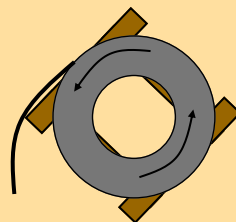
Coil centered on skid.

Coil Banding



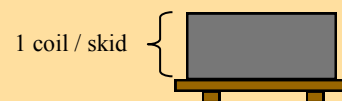
At least one band attached within 1-inch from end (no belly band).

Payoff Direction



Counterclockwise (CCW) stock reel payoff.

Coil Stack Limits



One coil / skid